

## COVID 19

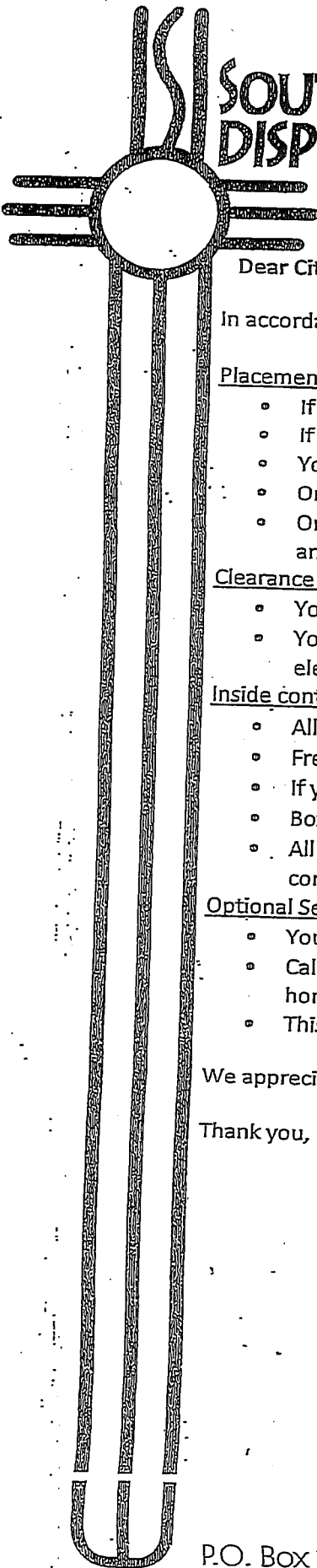
In order to minimize exposure to our employees and the communities we serve, in-ground containers will no longer be serviced.

Please utilize the residential cart provided. Please remember to bag and tie your trash. All waste to be collected must be placed inside the container. Waste left outside the container will not be collected. Carts must be placed at the curb by 6:30am on the day of pickup.

Collection days are Mondays and Thursdays.

Thank you,

Southwest Disposal



# SOUTHWEST DISPOSAL

Dear City Customer:

Your pickup day: Mon/Thurs  Tues/Fri

In accordance with city codes, we have provided you with some general instructions.

### Placement of container:

- If street parking is allowed – place on the street at the curbside
- If street parking is not-allowed – place on the sidewalk next to curbside
- Your container must have the lid opening facing towards the street and wheels next to curbside.
- On your collection day, you must have your container out by 6:30am and removed by 7:00pm.
- On pickup day, there is not a set time for the empty of your container; it can be emptied anytime between 6:30am to 7:00pm.

### Clearance around container:

- Your container must have a minimum of 6 feet clearance around the container.
- Your container must be placed away from: vehicles, trees, bushes, fire hydrants, mailboxes, electrical/telephone poles, wood, brick and chain link fences and landscaping.

### Inside container

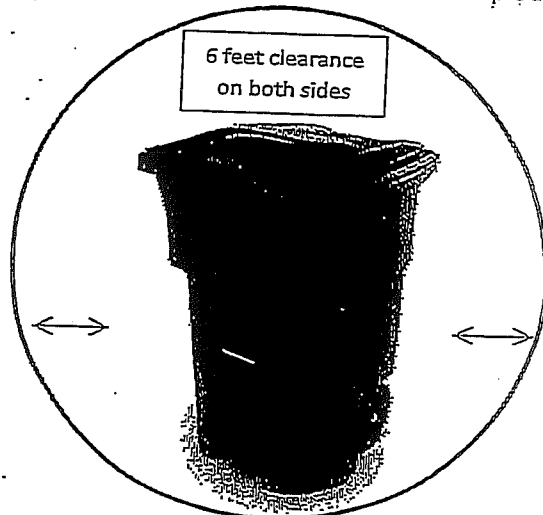
- All loose/wet household trash must be bagged/tied and placed into container
- Fresh cut grass must be bagged/tied and not too heavy to place inside of container.
- If you have several bags divide between your pickup days.
- Boxes must be cutup and flattened to avoid wedging or holding the trash underneath the box.
- All trash must be inside container with lid closed, no trash sticking out, on top or around the container as it will not be picked up.

### Optional Services – items too large to properly fit inside your container

- You can dispose of them at the Transfer Station at 2223 LaVelle Rd, 575-439-4109
- Call our office for a scheduled Bulk Waste pickup which would be on the front curbside of your home, 575-434-1109.
- This is a free service to city residence that pay their water directly to the water dept.

We appreciate your assistance to help us better serve your disposal needs and keep our city clean.

Thank you,



P.O. Box 1972 • Alamogordo, New Mexico 88311-1972 • 575-434-1109

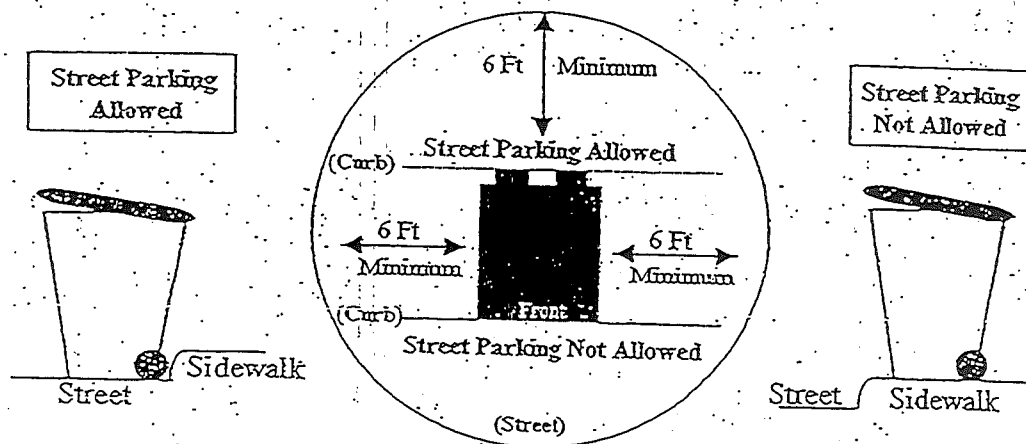
# SOUTHWEST DISPOSAL

Dear City Customer:

In accordance with city codes, your container on collection day must be placed on the street at the curb (if street parking is allowed) or (if street parking is not allowed) on the sidewalk next to the curb by 6:30 AM and removed by 7:00 PM. The cart must be placed so that the wheels are next to the curb or assure the lid opens to the street. Although your pickup may seem to be at a set time this time will vary due to landfill closures, truck breakdowns and driver sick days and vacations. There must be a minimum of (6 ft) clear area around the cart on day of service. Thus do not place your cart out for collection next to vehicles, trees, bushes, fire hydrants, mailboxes, phone boxes, electrical power boxes, telephone poles, block or chain link fences, etc... All your loose and wet waste including fresh cut grass must be *bagged*. Boxes should be *cut up and flattened* so they don't get wedged in the container. All waste to be picked up must be placed *in the container*. If you have *items too large* for the container you can take them to the transfer station on LaVelle Road or call and schedule with us for a curb-side bulky waste pickup (these are free services). We need and appreciate your assistance in these matters to help us better serve your waste disposal needs and keep our city clean.

Thank you,

SOUTHWEST DISPOSAL



## Waste Removal Service

The City of Alamogordo utilizes an automated alley and curbside waste collection service through Southwest Disposal. This system uses one-person collection vehicles that will empty your waste on designated pick-up days. Alley service utilizes 300 gallon plastic containers. Curbside collection 90-gallon carts service areas without alleys and special/handicapped customers. The following are some questions frequently asked concerning the waste collection service.

### How Do I Use It?

Once you have started your water billing, if you have alley service use the container nearest your property. If your disposal needs require curbside cart service, water billing will make arrangements to have one delivered to you. On your collection day, your cart must be placed at the curb or edge of the street, with the wheels and handle towards your property. The lid of the container will open toward the truck, which will reduce spillage and allow the lid to close after emptying. According to City code, 90-gallon containers must be placed at the curb by 6:30 AM. The containers should not be located within (6) feet of any obstacles such as but not limited to: cars, trees, fire hydrants, mailboxes, power/telephone poles, fences etc...

### What Can I place in the container?

You may put all of your normal residential garbage into the container including small cut-up tree limbs, dry grass etc. However, City ordinance requires city residents to bag and tie all household waste that is loose, wet or contains moist waste including (but not limited to) food, food scraps, food containers, liquids of any type, green or fresh yard waste, pet waste or disposable diapers. Bagging reduces your time to clean the cart, reduces the odors and animal attractions, plus keeps your neighborhoods clean of loose litter and trash. Also cardboard should be flattened or cut up to save space. Please remember that only waste placed in the container will be picked up.

### What Items Should Not be put In the Container?

These are just an idea of the type of things that should not be placed in the containers: Large bulky items such as large appliances, furniture, auto parts, concrete, rocks, dirt/sod, dead animals, debris from construction, remodeling or demolition, livestock waste, hot ashes. Any flammable materials such as oil, gas, paint, or any form of hazardous waste, tree trimmings that exceed the size or weight capacity of the container. Please remember your neighbors share alley containers.

### What Do I Do With Large Bulky Items Or Tree Branches?

Bulky waste and rubbish not suitable for the normal collection container can be handled under Special Services. Southwest Disposal will collect on a "call in" basis, twice monthly bulky waste and rubbish not suitable for normal collection containers. This is a curbside service. All loose material and yard waste must be placed in bags not to exceed 30 gallons or 35# in weight. Tree/bush limbs and garden clippings should be cut in lengths not to exceed four feet (4') and tied in bundles not to exceed 35# in weight. Also for your convenience, the City operated Convenience Center on LaVelle Rd. is available for your large bulky and non-hazardous disposal needs at no charge. Simply call our office and our staff will assist you in scheduling your bulky pick-up.

### Who Is Responsible For The Container?

YOU. The resident is responsible for any loss, fire damage, or other damage caused by negligence or abuse of the container. We will replace or repair containers broken through normal use. Each homeowner who has the 90-gallon container should record the serial number of the container assigned them and will be responsible for the cleanliness of the container. If you use alley containers, we will be responsible for the maintenance of the containers. Remember if you bag and tie your waste the labor to maintain the cleanliness is minimal and your neighborhoods will be cleaner.

### When Will My Waste be picked up?

Your normal residential waste will be picked up two (2) times per week and your large bulky items two (2) times per month on a "call in" basis by assigned routing.